

# User Manual

## **6**-way Power Controller

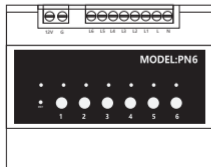
——Rail type multifunctional  
power control host

## Function Overview

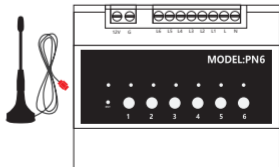
6-way relay (ZIGBEE/WIFI optional), can communicate with gateway or cloud to control various peripheral device power supplies. Used for controlling light switches, electric screen lifting, electric curtain opening and closing, and providing power control for projectors, cameras, conference systems, and other equipment. The power controller panel provides manual buttons and LED status indicator lights, which can freely control various switches through the manual buttons on the body. The LED indicator lights on the panel indicate the current channel working status, and the panel provides multiple status indicator lights, which are comprehensive and support device power indication and channel switch status indication.

The specific functional characteristics are as follows:

1. There are 6 channels in total, each channel is a 16A relay.
2. The status of the 6-channel switch can be displayed by the panel LED indicator lights.
3. By using panel button switches, individual channel switching functions can be achieved.
4. Provide a special node control interface (linked with hotel card insertion and power retrieval/energy-saving modules).
5. Provide 6 independent node control interfaces, which can be connected to external buttons or the central control system, and perform separate switch operations on channel switches.
6. Provide three power outage recovery modes:
  - a. Power off mode
  - b. Power on mode
  - c. Memory Mode



Built in antenna version



External antenna version

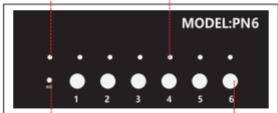
## Button/Interface Description

---

### Panel section:

Indicator light: When flashing, the device enters the distribution network state

The status indicator light of channels 1-6 is always on when turned on and off when turned off



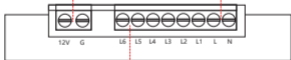
Distribution network button

1~6: Press to control the on/off state switching of the corresponding relay

### Interface Part (Part 1)

12-24V interface

N and L: AC100~250V equipment working power input interface terminal N zero line input terminal; L live wire input terminal

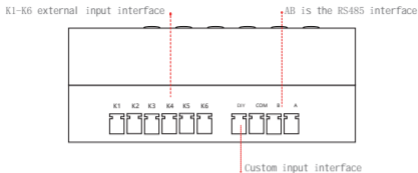


L1~L6: 220V/16A external equipment power output terminal block

Supports 2 power supply modes:

- A. When powered by 12V-24V, L is the common terminal and L1-L6 are the output terminals.
- B. When powered by 100V-250V, L1-L6 outputs 100V-250V.

## Interface Part (Part 2)



The custom input interface function needs to be used in conjunction with the gateway.

Note: The K1-K6 interface has three states,

1. When set to the reset switch, only short circuiting is effective.
2. When set to the rocker switch, both short circuiting and disconnection are effective.
3. When set as a weak current switch, short circuiting indicates an open action, and disconnection indicates a closed action.

## CONNECT TO THE TUYA SMART APP

This product has been connected to Tu Ya and can be controlled through the Tu Ya intelligent app, and is interconnected with other products.

Scan the QR code, download and install the Tuya Smart app, or search for "Tuya Smart" in the app store, download and install the app, and follow the app prompts to add devices.



Scanning QR code  
Download "Smart  
Life APP"

Tip:

Before adding the WIFI version, please ensure that your phone is connected to a Wi Fi network in the 2.4GHz frequency band.

To make the connection smoother, please place your phone as close as possible to the gateway and ensure that it is on the same Wi Fi network as the gateway. Due to the upgrade and update of the Tuya Smart APP, the actual operation may differ slightly from the above description. Please follow the instructions in the current Tuya Smart APP for operation.

## AFTER-SALES SERVICE AND THREE GUARANTEES POLICY

---

The after-sales service of the Smart Life 6-way power supply controller strictly follows the Consumer Rights Protection Law of the People's Republic of China and the Product Quality Law of the People's Republic of China, and implements the after-sales three guarantee service. The service content is as follows:

### THE WARRANTY POLICY

Within the validity period of the three packages, you can enjoy the service of return, exchange and maintenance free of charge according to this regulation. Return, exchange and maintenance shall be handled by invoices.

1. If there is no reason to return goods within 7 days from the day after receipt (e-commerce purchase channel), the logistics cost shall be borne by the user;
2. In case of performance failure of this product listed in Product Performance Fault Table, the following services can be enjoyed free of charge after testing and confirmation by the service center after sale.

---

Service type	Service policy
Return of the goods	The goods can be returned for quality reasons within 7 days from the day after receipt
exchange	The products are exchangeable for quality reasons within 15 days from the day after receipt
maintenance	From the day after signing for 1 year, due to product quality reasons can be free maintenance

---